



Customer Relationship Manager Dashboard

Total Active Clients:

48

Total Eligible Participants:

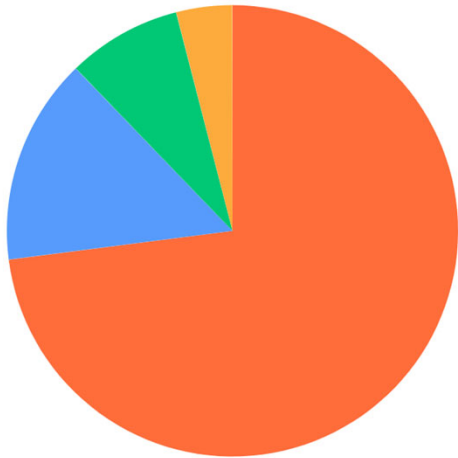
99,081

FY25 Total Contact Value

\$9,110,399

CHART 1

Contract Value By Client Category:



- College/University: 73.0%
- Employer: 14.8%
- Residential: 8.2%
- Residential/Employer: 4.0%

CHART 2

Participants By Client Category:



- College/University: 75.3%
- Employer: 16.1%
- Residential: 5.0%
- Residential/Employer: 3.6%

CHART 3

Active Clients by Category:

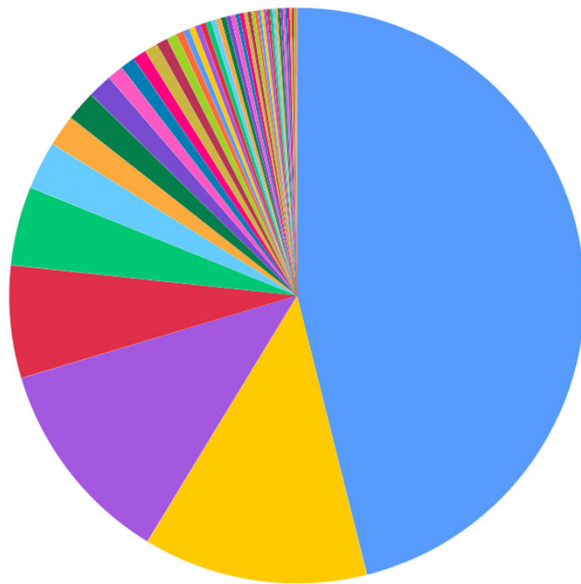


- Residential: 66.7%
- Employer: 14.6%
- College/University: 10.4%
- Residential/Employer: 8.3%

Customer Relationship Manager Dashboard

CHART 4

% of Total Contract Value By Client:

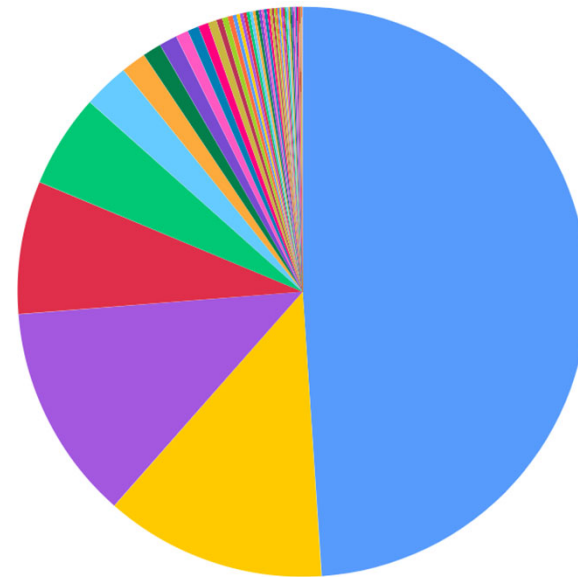


Top 3 Active Clients:

- UC Berkeley: 46.1%
- Peralta C.C. District: 12.6%
- CSU East Bay: 11.7%

CHART 5

% of Total Participant Pool by Client:



Top 3 Active Clients:

- UC Berkeley: 49.0%
- CSU East Bay: 12.5%
- Peralta C.C. District: 12.3%