

**ALAMEDA-CONTRA COSTA TRANSIT DISTRICT
RESOLUTION NO. 21-021**

**A RESOLUTION PROVIDING NOTICE OF THE SCHEDULED ADOPTION OF AN APPROPRIATIONS
LIMIT FOR FISCAL YEAR 2021-22 PURSUANT TO ARTICLE XIII B OF THE CONSTITUTION OF THE
STATE OF CALIFORNIA**

WHEREAS, Article XIII B to the Constitution of the State of California places appropriations limitations on the fiscal powers of the State and each local government; and

WHEREAS, Government Code Section 7910 provides that each year the governing body of each jurisdiction shall establish its Appropriations Limit pursuant to Article XIII B at a regularly scheduled meeting or special meeting; and

WHEREAS, Section 7910 further provides that 15 days prior to such meeting, the documentation used in the determination of the Appropriations Limit shall be made available to the public; and

WHEREAS, this resolution provides notice to the public of the scheduled adoption of an Appropriations Limit on August 11, 2021, which will meet the 15 day noticing requirement.

NOW THEREFORE, the Board of Directors of the Alameda-Contra Costa Transit District does resolve as follows:


Section 1. At a meeting on August 11, 2021, the Board will consider and may adopt a resolution establishing the District's Appropriations Limit for the 2021-22 Fiscal Year pursuant to Article XIII B of the Constitution of the State of California.

Section 2. The documentation used in the determination of the District's Appropriations Limit for Fiscal Year 2021-22 as provided in Exhibits A and B, attached hereto and incorporated by reference, shall be made available for public review in the Office of the District Secretary, 10th Floor, 1600 Franklin Street, Oakland, California on July 14, 2021.

Section 3. This resolution shall be posted in the lobby area of the District's General Offices located at 1600 Franklin Street, Oakland, California.


Section 4. This resolution shall become effective immediately upon its passage by four affirmative votes of the Board of Directors.

PASSED AND ADOPTED this 14th day of July, 2021.



Elsa Ortiz, President

Attest:



Linda A. Nemeroff, District Secretary


I, Linda A. Nemeroff, District Secretary for the Alameda-Contra Costa Transit District, do hereby certify that the foregoing Resolution was passed and adopted at a regular meeting of the Board of Directors held on the 14th day of July, 2021, by the following roll call vote:

AYES: DIRECTORS WILLIAMS, BECKLES, WALSH, SHAW, PEEPLES, VICE PRESIDENT
YOUNG, and PRESIDENT ORTIZ

NOES: NONE


ABSENT: NONE

ABSTAIN: NONE



Linda A. Nemeroff, District Secretary

Approved as to Form and Content:



Jill A. Sprague, General Counsel

EXHIBIT A
Alameda-Contra Cost Transit District
Appropriations Limit Calculation
As of Fiscal Year Ending June 30, 2022

FY 2020-2021 Appropriations Limit	\$550,464,750
Change in Per Capita Personal Income	1.0573
Change in Population	1.0035
Factor to apply to FY 2021-2022 Limit	1.0610
FY 2021-2022 Appropriations Limit	\$584,043,403

Calculation Process

Line Step 1: Compute Cost of Living Factor

1	Change in per capita personal income		5.73
2	CPI change converted to a ratio	$\frac{(5.73 + 100)}{100}$	1.0573

Step 2: Compute Population Factor

3	Alameda County percent change in population		-0.37
4	Contra Costa County percent change in population		0.35
5	Highest Assessed Value of Lines 3 & 4, converted to a ratio	$\frac{(0.35 + 100)}{100}$	1.0035

Step 3: Compute Appropriations Limit

6	Combined cost of living and population factors	(Line 2 * Line 5)	1.0610
7	Last year's appropriations limit		\$550,464,750
8	FY 2021-22 Appropriations Limit	(Line 6 * Line 7)	\$584,043,403

EXHIBIT B
Alameda-Contra Cost Transit District
Schedule of Historical Appropriations Limit
As of Fiscal Year Ending June 30, 2022

Total District Appropriations for FY 1978-1979		\$101,094,137
Less: Non-Proceeds of Taxes		-\$37,897,550
Appropriations Subject to Limitation for FY 1978-1979		\$63,196,587
FY 1979-80 growth factor	1.1032	\$69,721,153
FY 1980-81 growth factor	1.1296	\$78,758,434
FY 1981-82 growth factor	1.0985	\$86,517,009
FY 1982-83 growth factor	1.0769	\$93,167,603
FY 1983-84 growth factor	1.0513	\$97,941,217
FY 1984-85 growth factor	1.1007	\$107,805,137
FY 1985-86 growth factor	1.0491	\$113,095,216
FY 1986-87 growth factor	1.0444	\$118,119,089
FY 1987-88 growth factor	1.0568	\$124,826,900
FY 1988-89 growth factor	1.0560	\$131,819,995
FY 1989-90 growth factor	1.0659	\$140,501,916
FY 1990-91 growth factor	1.0587	\$148,754,999
FY 1991-92 growth factor	1.0585	\$157,452,704
FY 1992-93 growth factor	1.0099	\$159,009,900
FY 1993-94 growth factor	1.0439	\$165,996,795
FY 1994-95 growth factor	1.0178	\$168,947,431
FY 1995-96 growth factor	1.0472	\$179,287,014
FY 1996-97 growth factor	1.0556	\$189,255,372
FY 1997-98 growth factor	1.0638	\$201,329,865
FY 1998-99 growth factor	1.0632	\$214,053,912
FY 1999-00 growth factor	1.0596	\$226,811,525
FY 2000-01 growth factor	1.0599	\$240,397,535
FY 2001-02 growth factor	1.0958	\$263,427,619
FY 2002-03 growth factor	1.0034	\$264,336,199
FY 2003-04 growth factor	1.0322	\$272,848,058
FY 2004-05 growth factor	1.0407	\$283,957,170
FY 2005-06 growth factor	1.0606	\$301,159,939
FY 2006-07 growth factor	1.0469	\$315,279,978
FY 2007-08 growth factor	1.0554	\$332,761,463
FY 2008-09 growth factor	1.0567	\$351,634,961
FY 2009-10 growth factor	1.0187	\$358,199,986
FY 2010-11 growth factor	0.9853	\$352,945,192
FY 2011-12 growth factor	1.0332	\$364,652,384
FY 2012-13 growth factor	1.0477	\$382,042,656
FY 2013-14 growth factor	1.0634	\$406,271,801
FY 2014-15 growth factor	1.0121	\$411,195,815
FY 2015-16 growth factor	1.0517	\$432,454,639
FY 2016-17 growth factor	1.0655	\$460,781,041
FY 2017-18 growth factor	1.0486	\$483,182,819
FY 2018-19 growth factor	1.0458	\$505,323,686
FY 2019-20 growth factor	1.0476	\$528,714,488
FY 2020-21 growth factor	1.0411	\$550,464,750
FY 2021-22 growth factor	1.0610	\$584,043,403