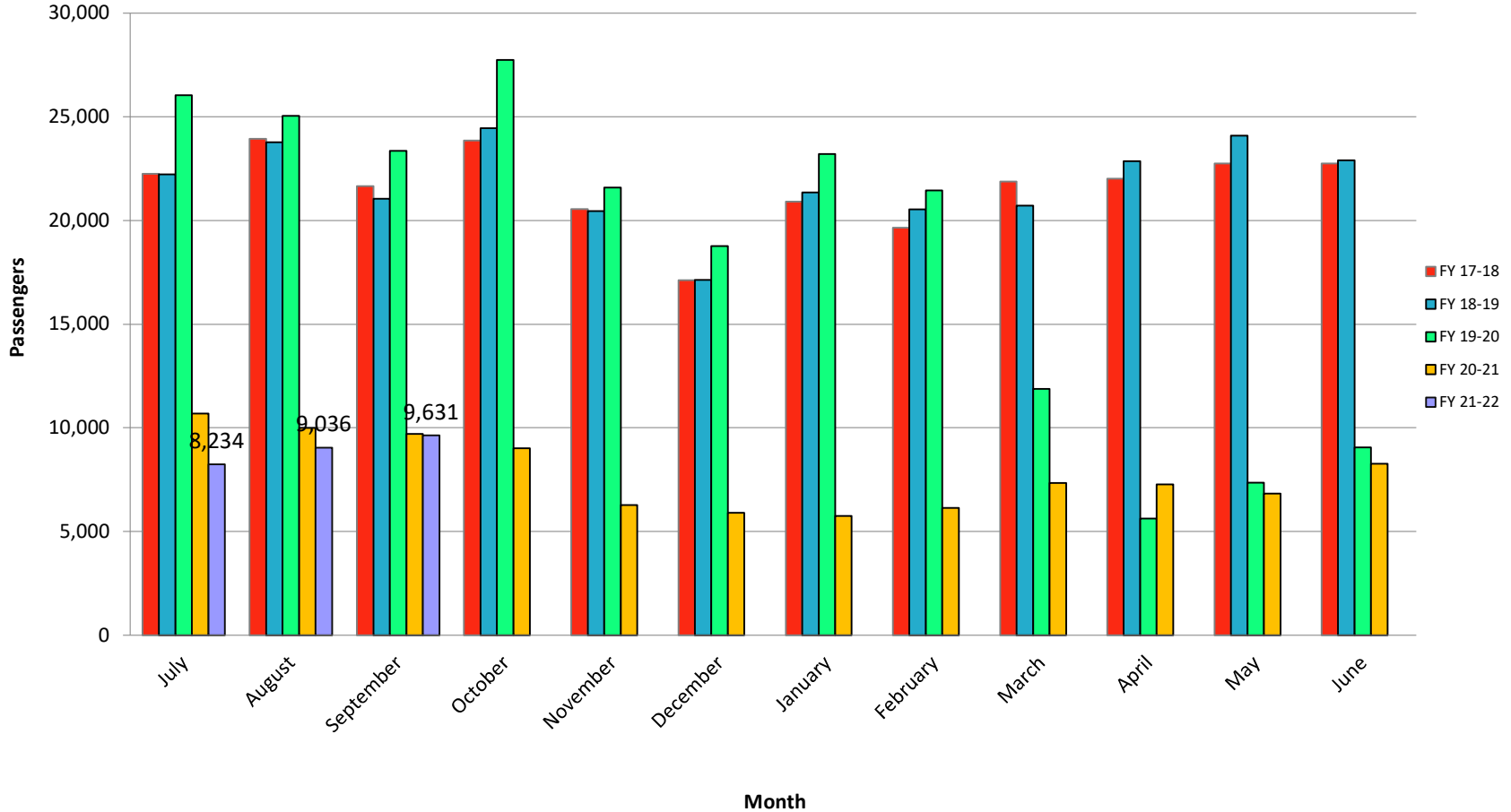
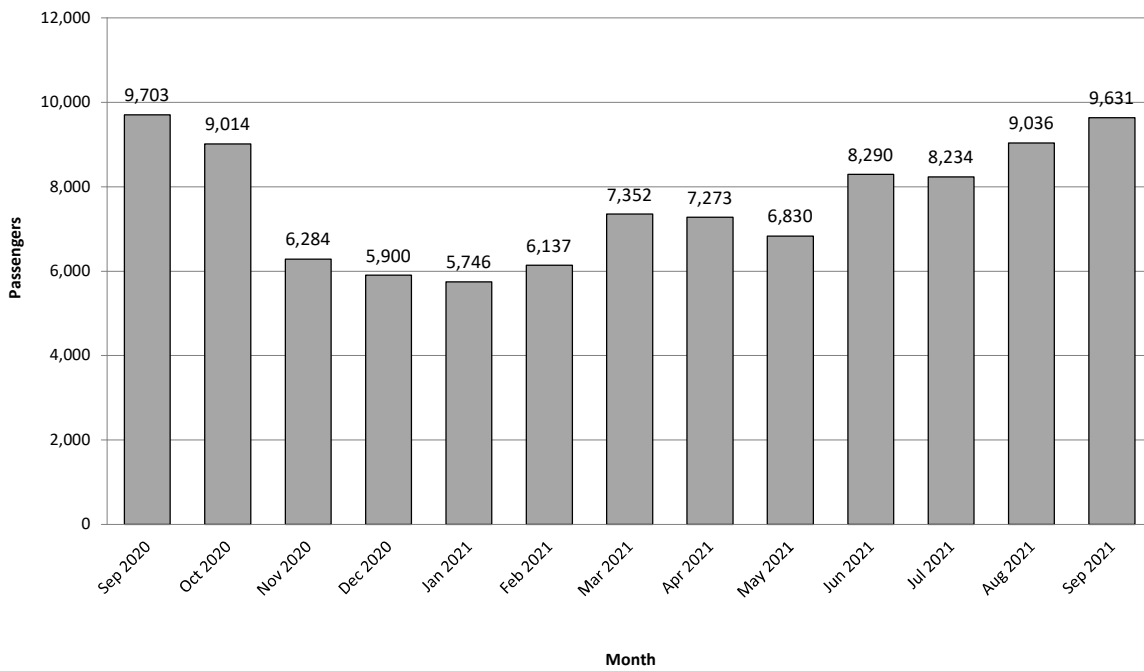


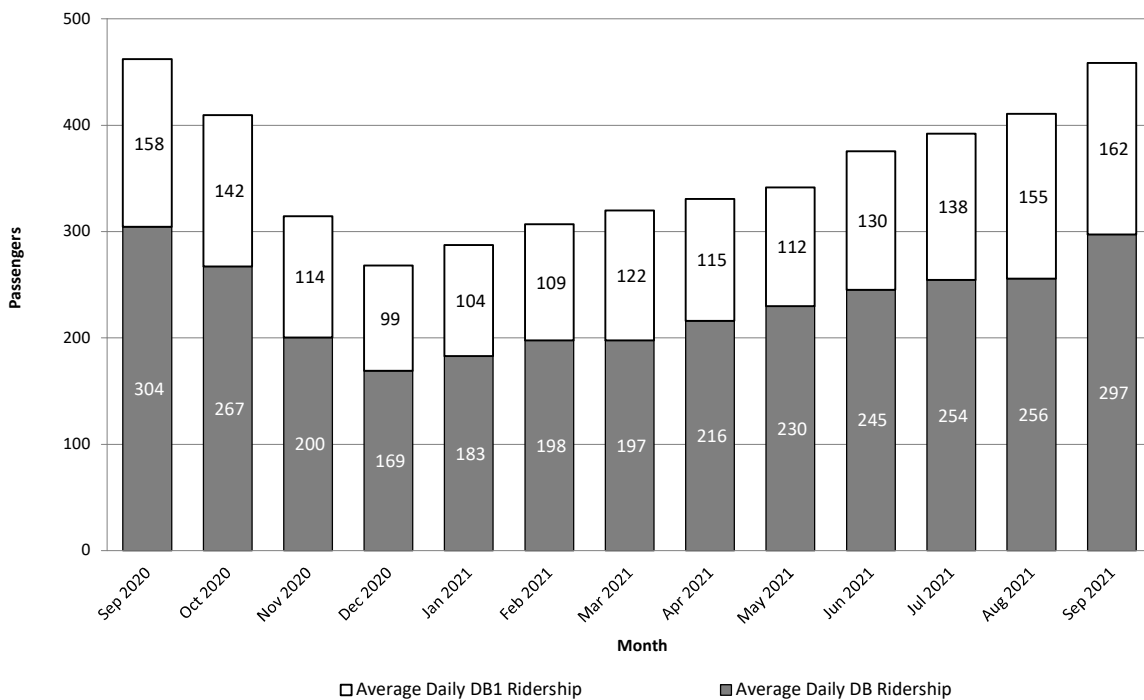
Dumbarton Express Fiscal Year Monthly Ridership



Dumbarton Express Rolling 12 Month Total Ridership



Dumbarton Express Rolling 12 Month Average Daily Ridership



**DAILY PASSENGER COUNT DETAIL REPORT
DUMBARTON EXPRESS**

Dates	CASH FARES				CLIPPER FARE				FREE		WHEELCHAIR	TOTAL PAX			
	TRANSBAY Adult \$ 6.00	Transbay Youth/Sr. Disabled \$2.75	Local Adult \$2.35	Local Youth/SR/ Disabled \$1.15	TRANSBAY Adult \$6.00	Transbay Youth/SR/ Disabled \$2.75	Adult Local \$2.25	Local Youth/SR/ Disabled \$1.10	ECO PASS/ SMART PASS/ EASY PASS	Other Media (VTA/Samtrans/ UC Transit etc...)		DB	DB1	Total	BIKE
Wednesday, September 01, 2021	12	6	14	10	375	9	28	5	0	0	4	303	160	463	22
Thursday, September 02, 2021	15	10	14	5	343	9	44	6	0	4	3	285	168	453	23
Friday, September 03, 2021	0	0	2	1	384	0	4	1	0	0	0	274	118	392	13
Tuesday, September 07, 2021	16	10	13	9	340	1	29	33	0	5	2	308	150	458	25
Wednesday, September 08, 2021	8	12	14	7	347	10	26	2	0	0	5	284	147	431	25
Thursday, September 09, 2021	10	9	11	6	288	11	20	24	0	1	3	239	144	383	24
Friday, September 10, 2021	0	0	2	1	418	6	11	0	0	0	1	269	170	439	28
Monday, September 13, 2021	4	6	12	11	354	4	23	9	0	1	1	296	129	425	27
Tuesday, September 14, 2021	7	5	9	11	397	14	23	8	0	2	3	290	189	479	29
Wednesday, September 15, 2021	10	10	18	6	391	11	25	2	0	1	7	311	170	481	38
Thursday, September 16, 2021	7	6	18	4	364	19	38	0	0	0	0	291	165	456	23
Friday, September 17, 2021	0	1	0	1	471	16	12	0	0	0	0	325	176	501	22
Monday, September 20, 2021	15	8	13	7	349	6	31	8	0	4	2	274	169	443	32
Tuesday, September 21, 2021	15	10	11	8	393	2	31	11	0	2	1	324	160	484	36
Wednesday, September 22, 2021	7	7	17	2	419	4	18	0	0	3	4	295	186	481	31
Thursday, September 23, 2021	12	12	10	16	383	5	30	4	0	1	5	296	182	478	32
Friday, September 24, 2021	0	0	0	0	475	3	8	0	0	0	3	351	138	489	29
Monday, September 27, 2021	6	8	9	7	389	5	32	8	0	4	1	313	156	469	31
Tuesday, September 28, 2021	5	8	4	13	404	9	39	2	0	5	4	304	189	493	16
Wednesday, September 29, 2021	16	10	10	7	379	6	33	1	1	6	1	319	151	470	26
Thursday, September 30, 2021	12	10	6	2	406	5	16	0	0	6	0	287	176	463	20
SUBTOTAL:	177	148	207	134	8069	155	521	124	1	45	50				
MONTHLY CLIPPER ECO PASS															
Monthly Totals	\$ 1,062	\$ 407	\$ 486	\$ 154	\$ 48,414	\$ 426	\$ 1,172	\$ 136		45	50	6238	3393	9631	552