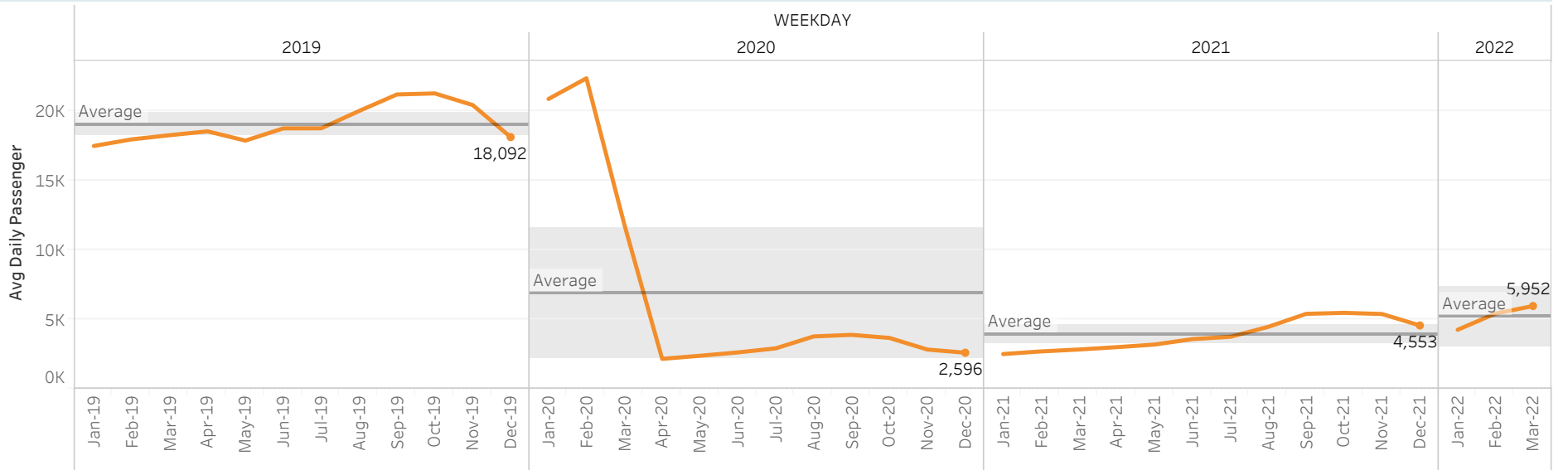


1 - Ridership Trend | Avg Wkdy Riders: Jan 2019 - Mar 2022

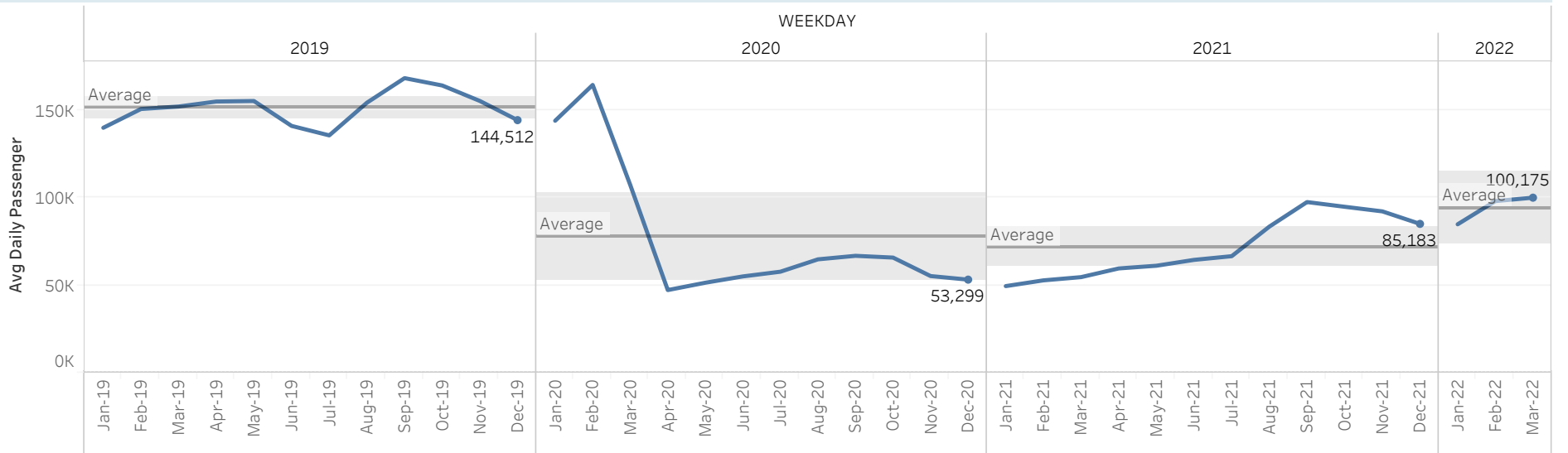
Transbay Routes

Local Routes

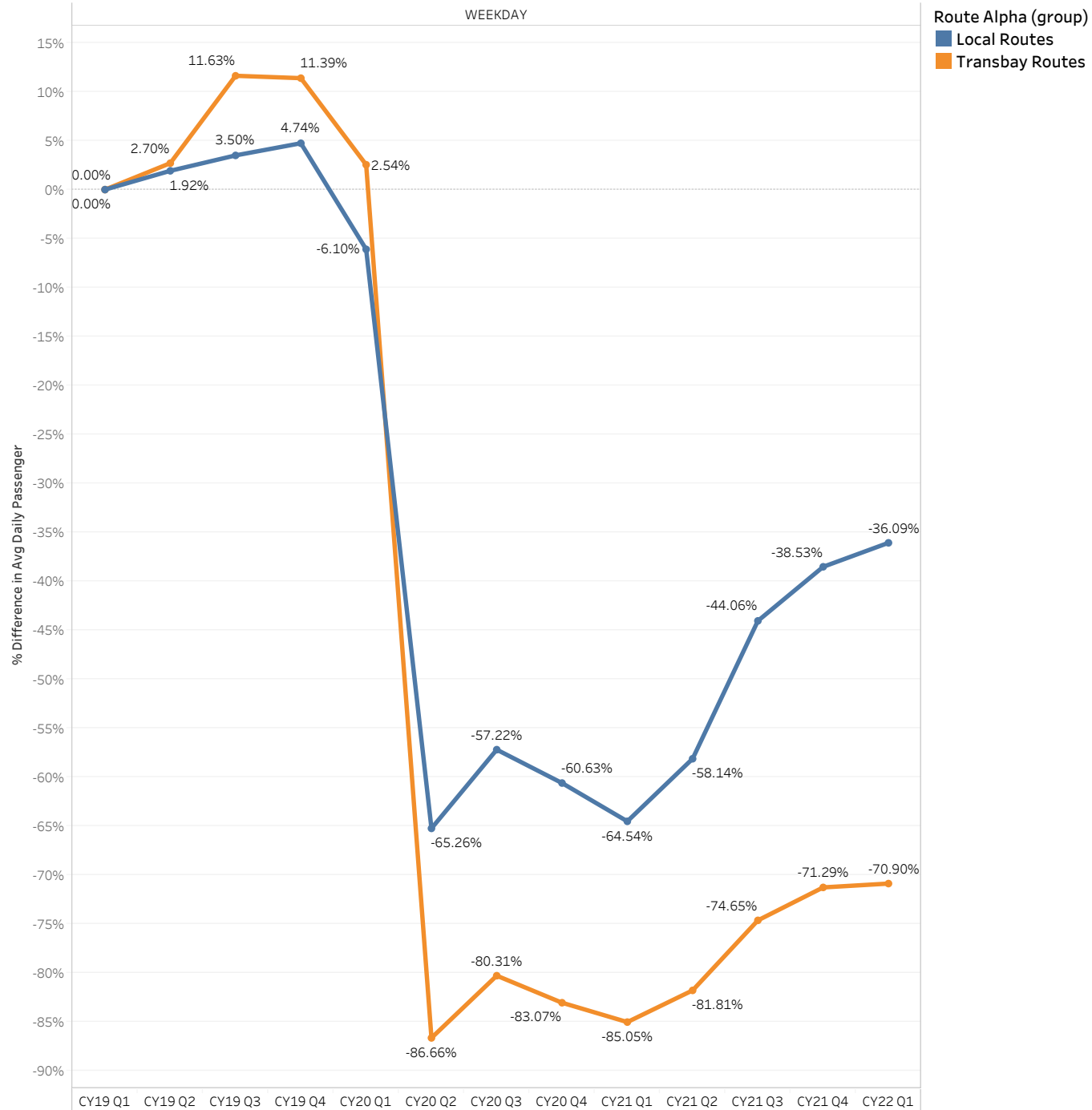
TRANSBAY



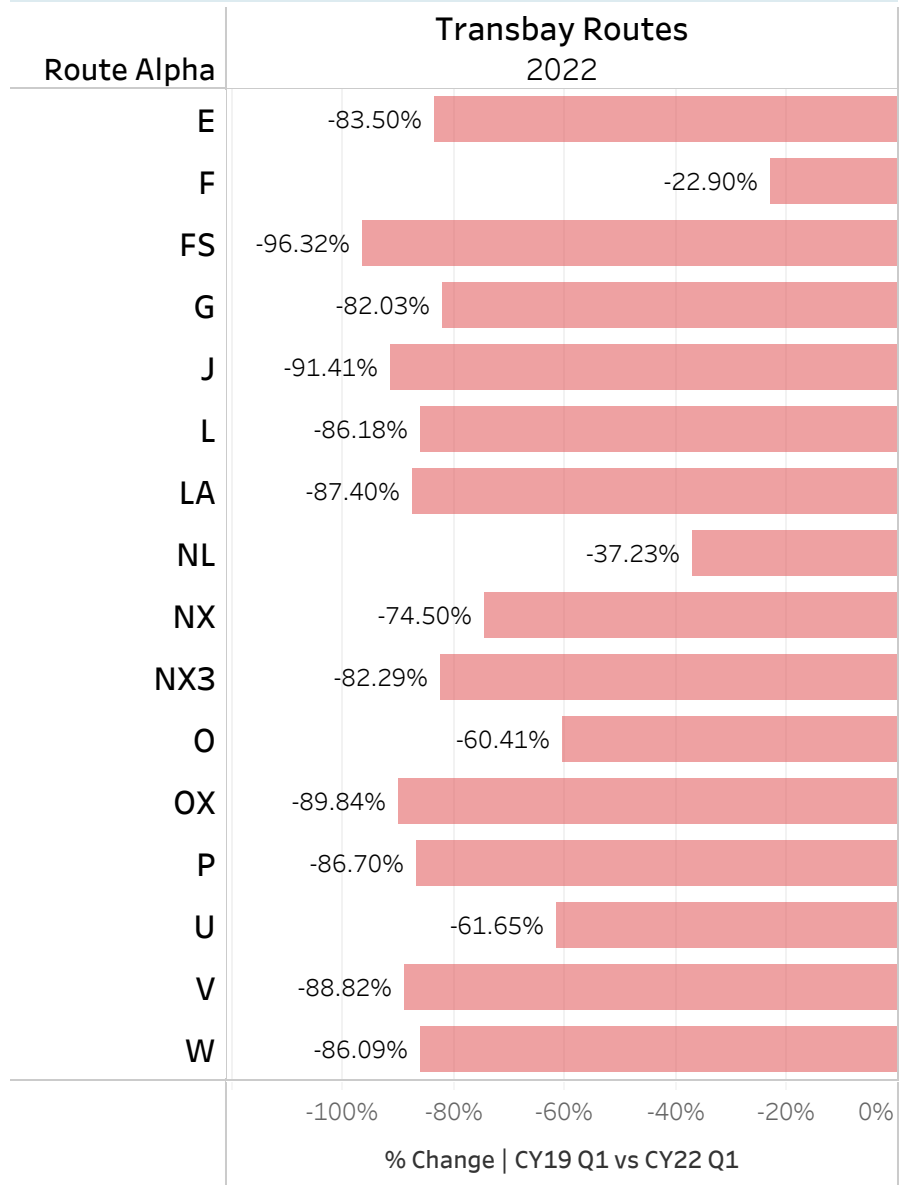
LOCAL



2 - Ridership Recovery (%) | Transbay vs Local (Jan-19 - Mar 22)



3 - TRANSBAY | Ridership -% change in CY19 Q1 vs CY22 Q1



4 - TRANSBAY | Avg Weekday Ridership

Route Alpha (group)	Route Alpha	2019												2020								WEEKDAY	
		Jan-19	Feb-19	Mar-19	Apr-19	May-19	Jun-19	Jul-19	Aug-19	Sep-19	Oct-19	Nov-19	Dec-19	Jan-20	Feb-20	Mar-20	Apr-20	May-20	Jun-20	Jul-20	Aug-20		
Transbay Routes	B	282	277	305	281	271	307	288	341	319	317	284	308	323	368	184							
	C	420	439	428	431	411	449	444	503	543	532	492	428	565	580	257							
	CB	287	281	261	295	295	299	270	330	350	359	330	300	369	372	218							
	E	354	384	371	386	390	443	500	466	499	482	488	423	527	530	226							
	F	1,763	2,065	2,031	2,100	1,867	1,989	1,951	2,196	2,359	2,410	2,267	2,143	2,212	2,641	1,445	656	743	841	1,004	1,041		
	FS	632	687	719	720	653	826	732	810	774	804	855	610	851	871	373							
	G	446	457	449	446	430	524	538	533	545	556	507	429	526	541	252						15	
	H	633	651	656	673	641	706	638	692	749	729	682	606	738	743	408							
	J	1,025	1,081	1,117	1,109	1,049	1,087	1,064	1,212	1,268	1,328	1,239	950	1,260	1,389	612						29	
	L	441	460	474	507	496	534	535	572	609	634	581	560	639	649	393						24	
	LA	694	697	713	712	723	682	718	757	748	791	762	707	764	745	431						26	
	M	207	216	226	237	239	241	245	275	283	281	251	223	249	264	175							
	NL	2,992	3,040	3,139	3,301	3,288	3,522	2,832	3,460	3,841	3,847	3,637	3,498	3,798	4,300	2,511	1,224	1,307	1,400	1,476	1,927		
	NX	307	316	283	323	293	300	300	311	423	413	396	336	377	385	208						21	
	NX1	184	190	189	194	187	133	221	165	221	211	208	187	211	210	103						11	
	NX2	281	259	268	288	254	110	263	249	307	304	315	258	283	314	168						7	
	NX3	361	363	366	363	338	299	295	363	373	423	383	306	373	385	180							
	NX4	397	376	392	391	390	280	322	399	423	430	410	341	405	439	196							
	NXC	18	23	20	19	19	293	293	30	30	30	20	22	22	14	9							
	O	1,861	1,854	1,918	1,892	1,874	1,726	1,828	1,904	2,043	2,075	1,986	1,810	2,027	2,093	1,159	274	327	377	431	542		
	OX	533	603	597	575	578	788	840	833	635	600	683	534	622	608	270							
P	1,024	892	964	966	915	924	1,060	1,057	1,181	1,151	1,096	955	1,090	1,195	630						8		
S	187	185	184	175	172	199	242	198	206	210	200	183	189	202	121								
SB	432	415	424	433	411	436	472	454	484	487	385	401	452	469	254								
U	314	356	347	331	331	322	343	334	330	367	366	231	259	328	91						80		
V	757	728	761	738	652	624	715	835	874	773	876	686	928	902	542						9		
W	568	586	579	569	613	614	709	615	663	616	622	596	699	706	368						27		
Z	54	48	45	49	57	59	63	73	75	69	71	61	71	73	42								
Grand Total		17,454	17,929	18,226	18,504	17,837	18,716	18,721	19,967	21,155	21,229	20,392	18,092	20,829	22,316	11,826	2,154	2,377	2,618	2,911	3,767		

4 - TRANSBAY | Avg Weekday Ridership

Route Alpha (group)	Route Alpha	WEEKDAY 2020				2021												2022		
		Sep-20	Oct-20	Nov-20	Dec-20	Jan-21	Feb-21	Mar-21	Apr-21	May-21	Jun-21	Jul-21	Aug-21	Sep-21	Oct-21	Nov-21	Dec-21	Jan-22	Feb-22	Mar-22
Transbay Routes	B																			
	C																			
	CB																			
	E												32	38	45	55	49	45	53	85
	F	1,067	918	663	611	591	638	663	739	771	852	923	1,275	1,847	1,890	1,791	1,275	1,025	1,777	1,715
	FS																20	15	20	40
	G	13	14	11	10	11	11	12	12	12	12	16	29	49	64	82	72	49	70	124
	H																			
	J	32	32	25	25	22	24	27	29	39	50	64	71	79	81	98	83	64	81	132
	L	32	36	32	31	32	31	34	39	40	51	60	68	78	75	69	62	50	60	80
	LA	48	46	36	38	32	32	37	40	50	67	88	87	88	102	94	81	81	88	96
	M																			
	NL	1,922	1,788	1,408	1,293	1,223	1,299	1,378	1,425	1,483	1,608	1,619	1,719	1,947	1,902	1,862	1,668	1,737	1,940	2,080
	NX	18	16	13	10	10	11	13	13	18	38	54	68	74	74	72	61	52	69	110
	NX1	8	7	6	6	12	12	12	12	9	11									
	NX2	8	9	9	9	11	10	13	14	16	21									
	NX3												41	50	47	58	56	50	61	82
	NX4																			
	NXC																			
	O	587	650	485	436	407	470	486	514	575	661	714	735	756	771	738	721	686	727	817
	OX												50	47	51	60	50	56	51	69
P	10	10	9	10	9	9	11	13	13	21	23	60	90	97	125	103	91	110	182	
S																				
SB																				
U	88	87	86	79	98	101	98	97	108	121	115	122	127	66	123	102	127	150	113	
V	11	9	10	10	9	8	8	13	10	13	19	37	51	126	77	75	57	75	119	
W	35	35	30	28	33	33	35	35	39	48	46	63	69	71	73	75	60	73	108	
Z																				
Grand Total		3,879	3,657	2,823	2,596	2,500	2,689	2,827	2,995	3,183	3,574	3,741	4,457	5,390	5,462	5,377	4,553	4,245	5,405	5,952

5 - TRANSBAY | Missed Trips

