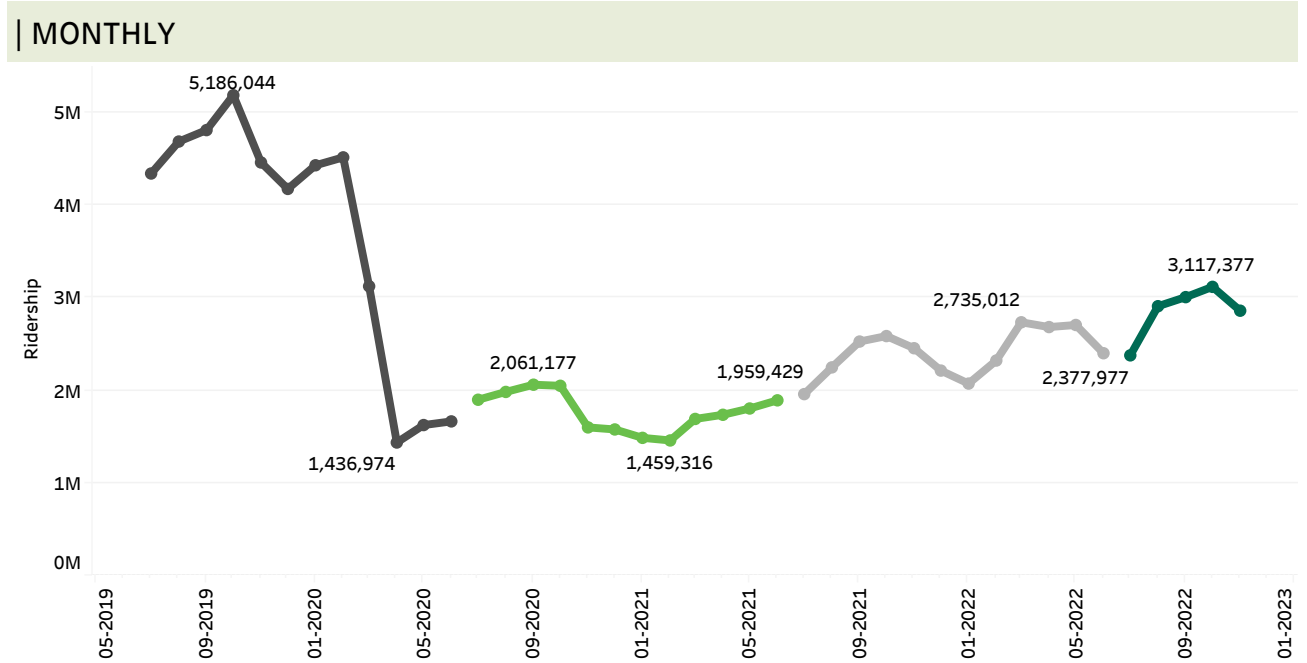
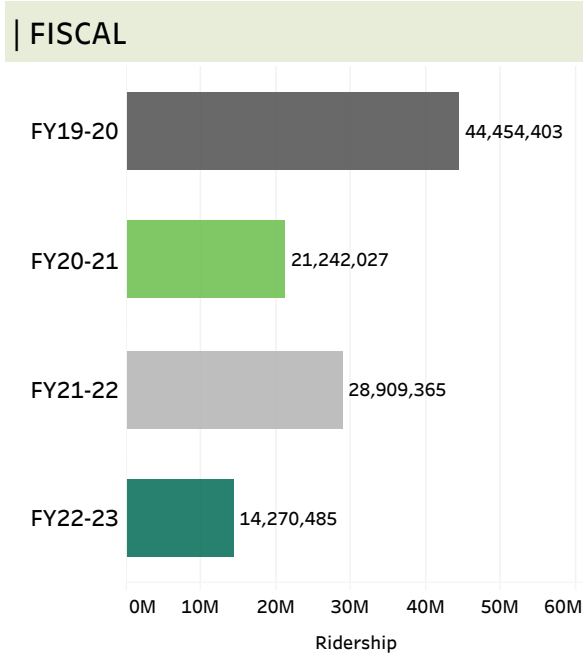




Monthly Ridership

■ FY19-20 ■ FY21-22
■ FY20-21 ■ FY22-23



| SERVICE MODE

Fiscal Year	Time Period	July 2022	August 2022	September 2022	October 2022	November 2022	Grand Total
FY22-23	TOTAL MB	2,048,197	2,543,478	2,656,326	2,744,148	2,497,754	12,489,903
	TOTAL CB	29,783	38,972	38,793	39,878	37,459	184,886
	TOTAL RB	299,996	326,195	311,415	333,351	324,740	1,595,696
Grand Total		2,377,977	2,908,645	3,006,534	3,117,377	2,859,953	14,270,485

| Y-Y % CHANGE

Fiscal Year	Time Period	July	August	September	October	November	Grand Total
FY22-23	TOTAL DIRECT OPERATED SERVICE	21.4%	29.4%	19.0%	20.5%	16.5%	21.2%

NTD Service Modes: MB = Motorbus (Local) | CB = Commuter Bus (Transbay) | RB = Bus Rapid Transit (BRT)

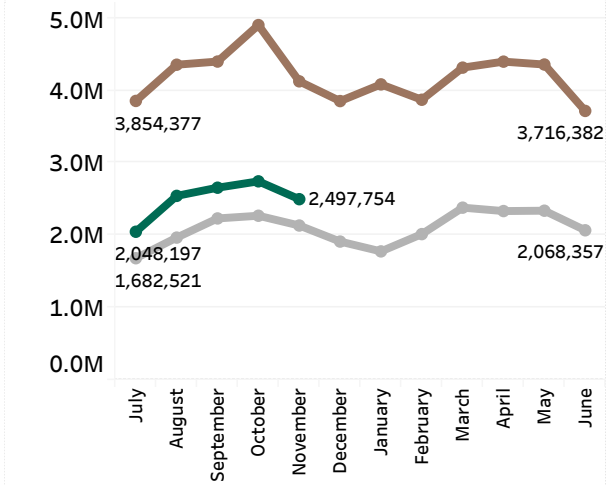
Exhibit 1B

Ridership by Service Mode

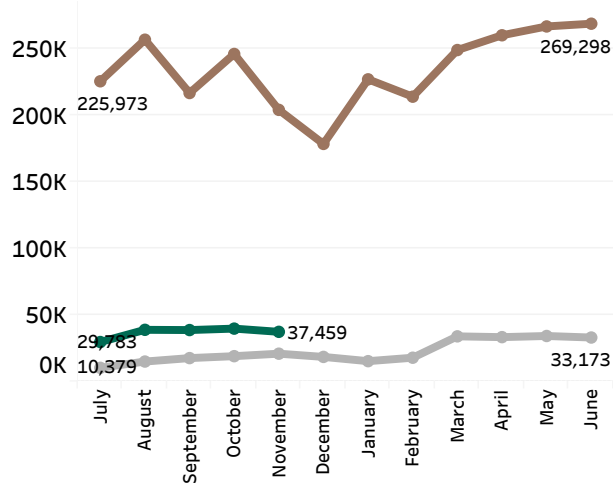
Fiscal Year
■ FY18-19 ■ FY21-22 ■ FY22-23



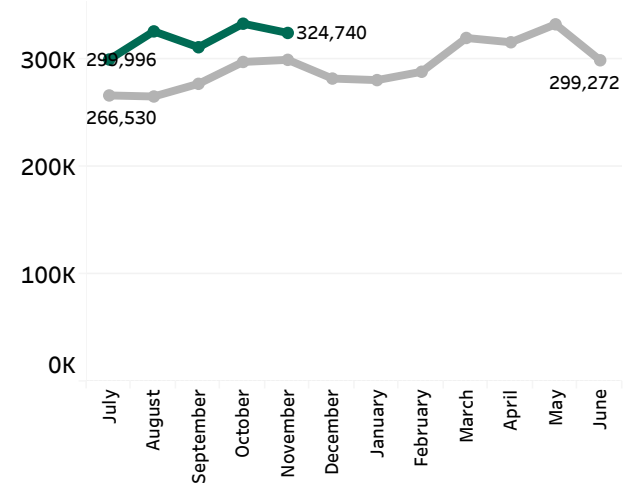
MB - Motor Bus



CB - Commuter Bus



RB - Bus Rapid Transit (TEMPO)



Monthly by Mode

Month	MB			CB			RB	
	FY18-19	FY21-22	FY22-23	FY18-19	FY21-22	FY22-23	FY21-22	FY22-23
July	3,854,377	1,682,521	2,048,197	225,973	10,379	29,783	266,530	299,996
August	4,354,364	1,967,477	2,543,478	257,264	15,104	38,972	265,557	326,195
September	4,397,851	2,231,993	2,656,326	217,139	17,694	38,793	277,353	311,415
October	4,901,627	2,269,223	2,744,148	246,536	19,149	39,878	297,725	333,351
November	4,124,738	2,134,202	2,497,754	204,466	21,013	37,459	299,694	324,740
December	3,852,119	1,912,626	204,466	178,848	18,592	282,253	282,253	282,253
January	4,082,930	1,777,005	227,438	227,438	15,392	280,812	280,812	280,812
February	3,870,608	2,015,538	214,385	214,385	17,981	288,582	288,582	288,582
March	4,314,135	2,380,895	249,477	249,477	34,057	320,060	320,060	320,060
April	4,396,651	2,333,783	260,591	260,591	33,467	316,055	316,055	316,055
May	4,357,050	2,338,736	267,233	267,233	34,331	332,782	332,782	332,782
June	3,716,382	2,068,357	269,298	269,298	33,173	299,272	299,272	299,272
Grand Total	50,222,833	25,112,358	12,489,903	2,818,647	270,332	184,886	3,526,675	1,595,696

Y-Y % Change

Month	MB FY22-23	CB FY22-23	RB FY22-23
July	21.7%	187.0%	12.6%
August	29.3%	158.0%	22.8%
September	19.0%	119.2%	12.3%
October	20.9%	108.3%	12.0%
November	17.0%	78.3%	8.4%
Grand Total	21.4%	121.8%	13.4%

NTD Service Modes: MB = Motorbus (Local) | CB = Commuter Bus (Transbay) | RB = Bus Rapid Transit (BRT)

Exhibit 1C

RIDERSHIP RECOVERY % [relative to October 2019]

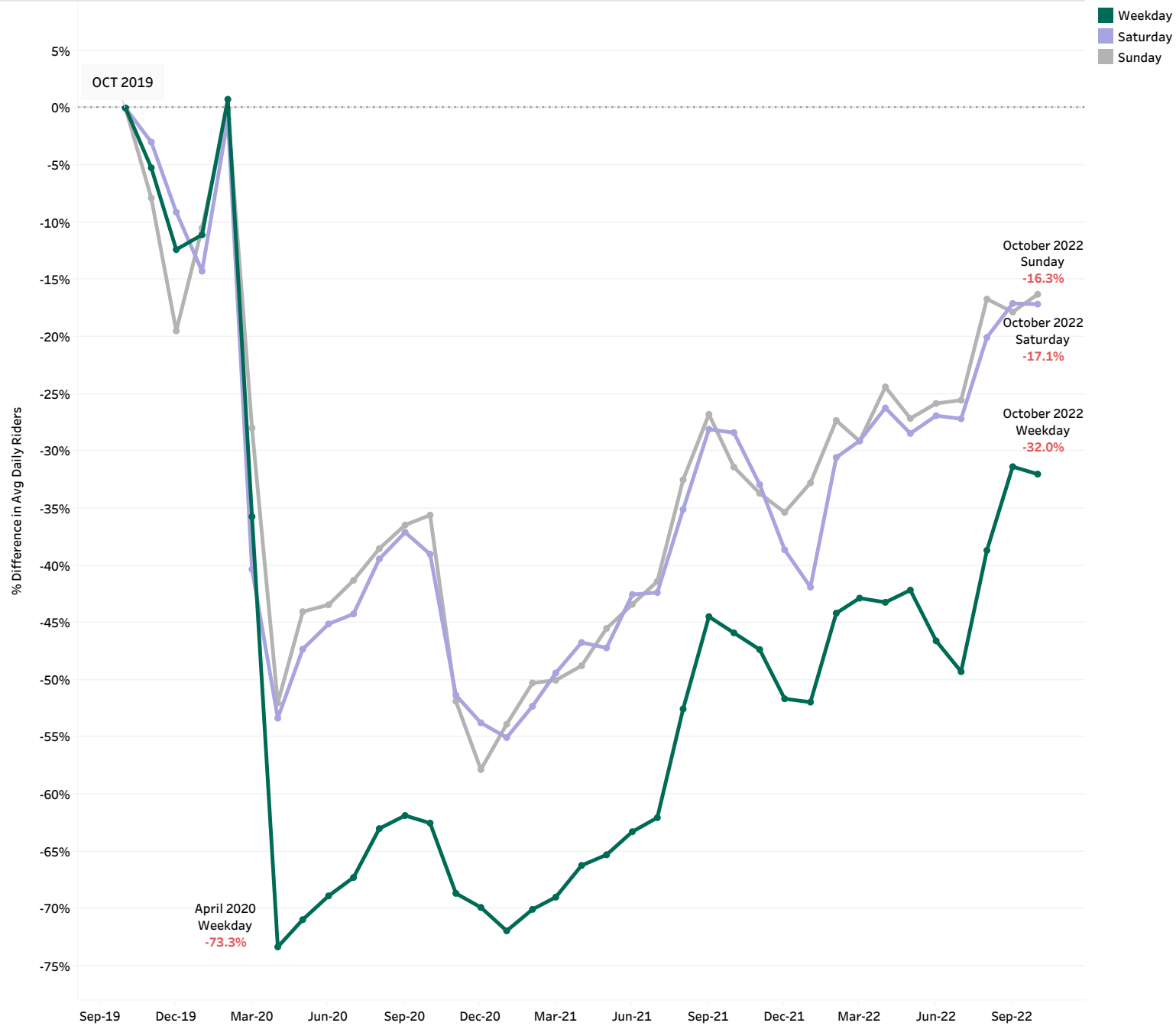


Exhibit 1D

Average Daily Ridership by Route

		Weekday October				
		FY18-19	FY19-20	FY20-21	FY21-22	FY22-23
Local	1	12,086	10,658			
	1T			8,108	11,001	13,558
	6	6,271	6,029	2,346	4,470	5,252
	7	848	848	204	371	470
	10	3,456	2,937	1,837	1,844	2,250
	12	3,096	2,797	979	1,388	2,093
	14	4,909	5,124	2,181	2,842	3,387
	18	4,475	4,669	1,758	2,386	3,141
	19	832	787	230	229	221
	20	2,695	2,867	1,342	1,631	1,914
	21	1,810	1,860	972	1,241	1,847
	28	1,048	1,194	460	369	540
	29	1,417	1,601	481	722	962
	33	3,389	3,521	1,199	1,552	2,112
	34	865	906	401	469	588
	35	913	1,116	402	432	573
	36	1,792	2,112	932	1,770	2,030
	39	543	552	323	353	457
	40	9,486	9,258	3,955	4,918	5,770
	41	585	722	366	343	442
	45	1,975	1,982	909	1,072	1,569
	46	293	291			
	46L	202	134	84	158	166
	47	119	152			
	51A	9,608	9,442	3,795	4,915	5,709
	51B	10,282	11,270	2,561	8,195	8,561
	52	3,592	4,325	413	2,128	3,829
	54	2,269	2,394	854	1,241	1,464
	56	483	552	229	324	348
	57	6,396	6,408	2,573	3,291	4,263
	60	1,364	1,565	379	517	1,050
	62	3,480	3,473	1,363	1,712	2,028
	65	664	1,035	82	220	380
	67	506	501	134	286	416
	70	938	966	376	401	353
	71	1,521	1,583	474	491	846
	72	3,805	3,905	2,154	2,236	2,636
	72M	3,607	3,838	2,194	2,167	2,595
	72R	5,724	5,114	2,953	2,931	3,913
	73	2,748	2,624	1,624	1,648	1,970
74	1,488	1,650	535	642	999	
76	2,713	2,724	1,276	1,407	1,898	
78				113	159	
79	1,848	2,498	367	1,425	2,188	
80	917	1,050				
83	1,051	1,088				
86	1,159	1,173	939	1,104	1,143	
88	2,545	2,487	1,112	1,595	1,920	
90	1,003	1,095	588	608	817	
93	687	669	263	352	639	
94	144	137				
95	383	396	137	210	208	
96	1,515	1,371	669	891	1,072	

Exhibit 1D, continued

Average Daily Ridership by Route

		Weekday October					
		FY18-19	FY19-20	FY20-21	FY21-22	FY22-23	
Local	97	4,363	4,330	1,854	2,395	3,052	
	98	1,784	1,792	824	1,000	1,313	
	99	2,843	2,865	1,530	1,690	2,073	
	200	1,350	1,383	718	1,022	1,387	
	210	1,476	1,494	657	768	1,083	
	212	781	742	338	342	466	
	215	191	183		125	170	
	216	330	340	174	180	273	
	217	1,443	1,495	475	575	784	
	232	431	392	148	174	240	
	239	669	737	328	431	567	
	251	204	214	110	143	178	
	314	0	13				
	339	59	104				
	356	6					
	376	291	263	190	171	168	
	800	305	343	352	291	347	
	801	440	455	327	267	319	
	802	85	116	83	73	56	
	805	132	163	101	82	82	
	840	111	110	86	61	67	
	851	106	117	57	63	77	
	BSD	1,763	1,526				
	BSN	198	167				
	Transbay	701		196	30	17	54
		702		108	5	11	12
		703		45			9
706			66	10	13	13	
707			16			3	
710			21				
B		291	317				
C		419	532				
CB		294	359				
E		400	482		45	109	
F		2,100	2,410	918	1,890	2,205	
FS		530	804			79	
G		503	556	14	64	157	
H		630	729				
J		1,039	1,328	32	81	195	
L		713	634	36	75	127	
LA		504	791	46	102	66	
LC		55					
M		243	281				
NL		3,292	3,847	1,788	1,902	2,033	
NX		358	413	16	74	122	
NX1		181	211	7			
NX2		280	304	9			
NX3	347	423		47	93		
NX4	388	430					
NXC	29	30					
O	1,967	2,075	650	771	950		
OX	569	600		51	84		
P	952	1,151	10	97	239		

Exhibit 1D, continued

Average Daily Ridership by Route

		Weekday October				
		FY18-19	FY19-20	FY20-21	FY21-22	FY22-23
Transbay	S	203	210			
	SB	444	487			
	U	368	367	87	66	199
	V	815	773	9	126	145
	W	558	616	35	71	118
	Z	52	69			
School	604	99	112		36	79
	605	48	57		83	53
	606	71	63		99	63
	607	16	12		4	11
	611	31	9		10	
	617	199	138		110	120
	620	39	56		11	126
	621	308	300		138	171
	623	815	989		515	1,078
	624	166	89		27	29
	625	204	231		91	204
	626	50	40		8	16
	628	65	52		8	10
	629	141	111		10	40
	631	180	296		89	150
	638	132	124		73	89
	641					125
	642	46	47		49	57
	646	329	302		180	225
	648	260	224		131	109
	649	91	69		65	88
	650	72	87		47	51
	652	120	112		82	100
	653	88	90		54	80
	654	445	437		369	313
	655	104	128		106	126
	657	362	416		242	263
	658	286	251		200	177
	660	124	154		109	73
	662	94	97		99	87
	663	70	88		29	52
	667	132	91		60	98
	668	155	169			
	669	90	98		97	60
	671	112	86		113	138
	672	53	40		23	32
675	211	300		249	311	
676	176	130		69	82	
677	116	110		112	108	
679	48	39				
680	58	61		99	54	
681	54	76		22	36	
682	222	246		271	251	
684	132	118		110	153	
687	193	172		66	138	
688	52	51		46	59	
696	138	119		52	30	